


# APPLY

## Student Resource

Name: \_\_\_\_\_



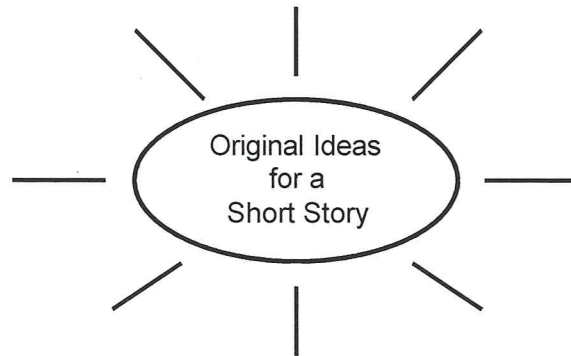
# SHORT STORY PLANNING GUIDE

Use this guide to help plan your short story.

**When writing a short story consider:**

- your audience
- characters
- a central problem
- possible solutions
- resolution
- suspense
- possible appropriate ideas
- setting/mood
- an interesting plot
- a climax/the most exciting part
- editing

1. Choose a genre for your story. e.g., fantasy, comedy, romance, sci-fi, mystery, drama, action/adventure
2. Brainstorm possible original ideas for your short story.



3. Decide on a **problem** or **conflict**.



Choose 3 possible solutions for your conflict and explain a little about each.

Choose the best solution for the conflict in your story.



(continued)

**Short Story Planning Guide – page 2**

4. Create some **characters**.

For each character include descriptive characteristics and details that you will use in your story.

Name	Sketch	Descriptors

5. Decide on a **setting**. Where, when and under what circumstances does the story take place?

Where:	When:	Other details:	
_____	_____	_____	_____
_____	_____	_____	_____
_____	_____	_____	_____
_____	_____	_____	_____

**MAKE A DETAILED ILLUSTRATION OF YOUR SETTING**

Use your illustration to make a list of descriptive words to use in your story.

- 
- 
- 
- 
- 
- 
- 
- 
- 
- 
- 
- 
- 
- 
- 
- 
- 
- 
- 
- 

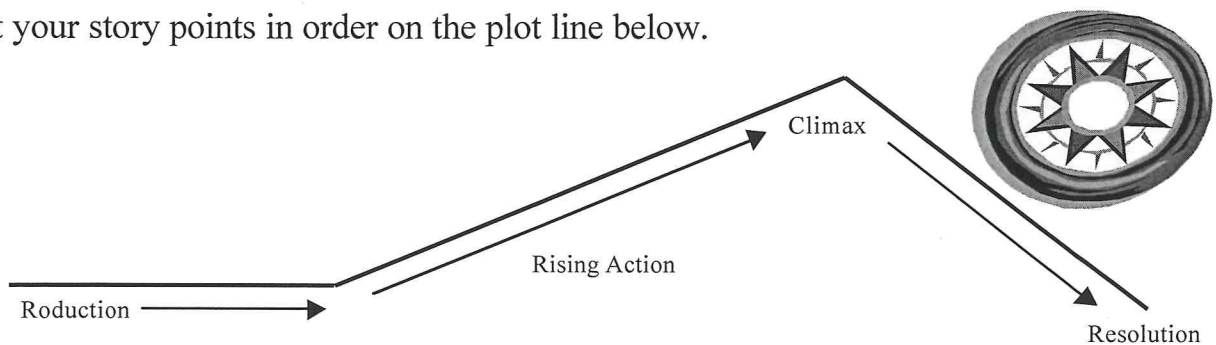
(continued)

## Plot Outline

Briefly outline what will happen in your story. Be sure your points flow in order.  
Build suspense into your story.

- |           |           |
|-----------|-----------|
| 1. _____  | 2. _____  |
| 3. _____  | 4. _____  |
| 5. _____  | 6. _____  |
| 7. _____  | 8. _____  |
| 9. _____  | 10. _____ |
| 11. _____ | 12. _____ |

Plot your story points in order on the plot line below.



## Conflict Resolution

Have an obvious **climax** where the main character has made some kind of decision that affects his or her situation.

It is at this point in your story that the main character has to deal with the **problem** or **conflict** and tries to solve it.

The problem or conflict in my story is solved when:

---



---



---

Be sure to tie up the loose ends at the end of your story. The proper term for this is the **resolution** or **denouement**.

---



---



---

Give your story a title. \_\_\_\_\_